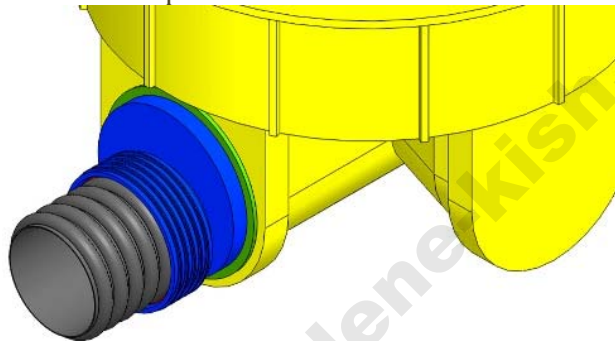




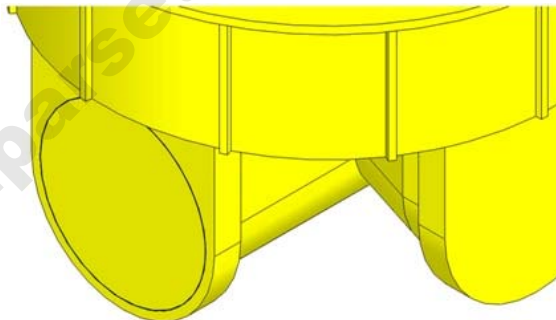
The method of single pipe parietal connection into the polyethylene manhole (manhole exterior part)

We must use replacing connection for polyethylene manholes exteriors parts in sewage systems. Replacing connections are used due to the presence of coarse and fine particles and in the polyethylene manhole exterior part and the exterior parts required to be at the maximum diameter since the suspended particles do not stick on pipe and exhaust pipe and accessories in exterior part. It is necessary to consider a maximum of 400 diameters for Carogate pipe exterior hole. The installation of this system is as follow:

As it can be seen in figure 1, polyethylene single pipe parietal connection to polyethylene manhole must be done so that a complete seal occurs.



In order to reach standard conditions for polyethylene single pipe parietal connection into the polyethylene manhole, the exact place of interiors and exteriors must be determined and before the installation, the inlets and outlets must be drilled on manhole frame.



This hole is caused by means of an instrument which cuts circularly or a saw which cuts in column form on a polyethylene manhole parapet. This hole in accordance with pipe external diameter beside required tolerances for installation of the sealing washer as the following formula:

Office Address:

No.18 , Mina blv, Africa St., Tehran/IRAN

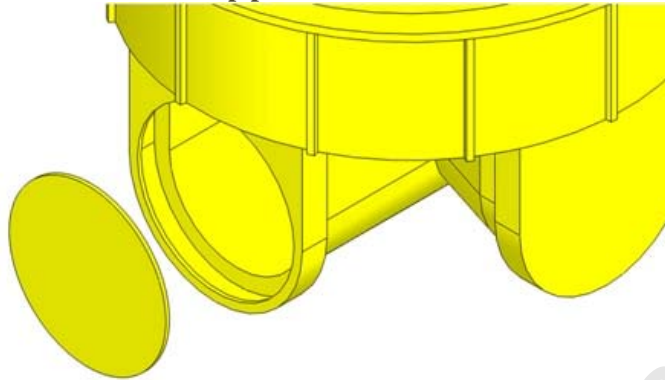
Tel.: (+98 21) 88 20 20 60 - 50 lines

Fax: (+98 21) 88 20 20 81

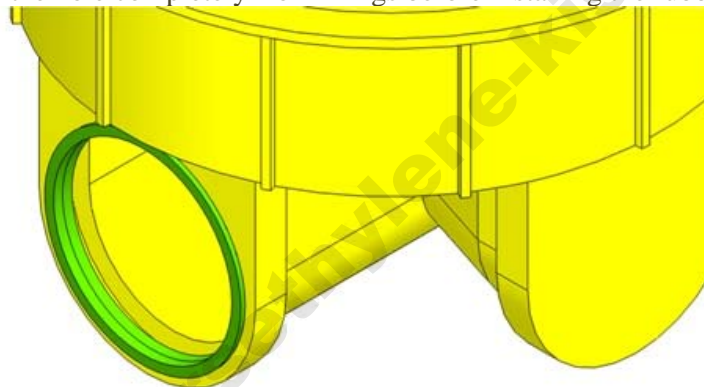
www.parsethylene-kish.com



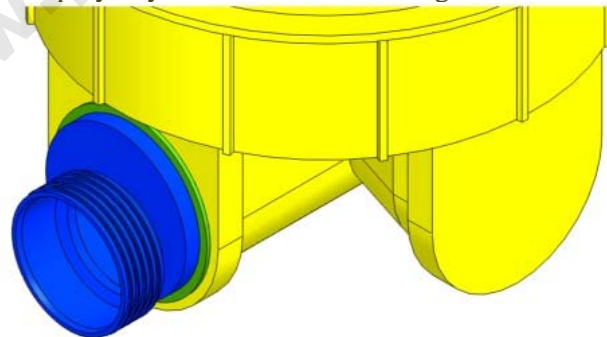
Drilling diameter on manhole frame = pipe external diameter + 10 mm for the rubber washer



Then we install the sealing washer on the polyethylene manhole parapet. It is necessary to cleanse around the hole completely from filings before installing the rubber washer.



After completion of drilling and putting all washers for required interiors and exteriors, we should place and install polyethylene manhole according to standard instructions.



After fixing polyethylene manhole and installing it, the interior and exterior pipes must be installed at its place. To do this, first the washer must be lubricated with lubricants and then the pipe plunged into it with pressure.

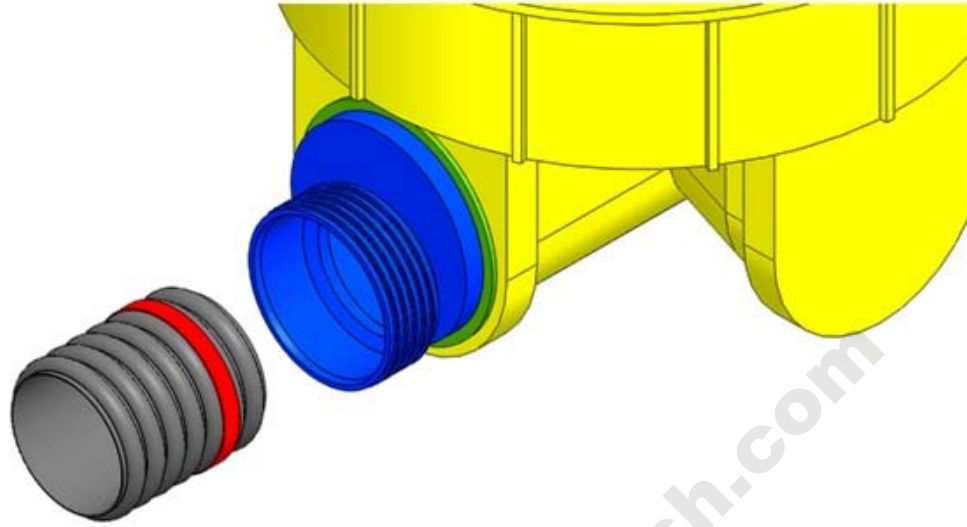
Office Address:

No.18 , Mina blv, Africa St., Tehran/IRAN

Tel.: (+98 21) 88 20 20 60 - 50 lines

Fax: (+98 21) 88 20 20 81

www.parsethylene-kish.com



Prepared by:
Engineering and production supporting of Kish Pars Ethylene Company

www.parsethylene-kish.com

Office Address:

No.18 , Mina blv, Africa St., Tehran/IRAN

Tel.: (+98 21) 88 20 20 60 - 50 lines

Fax: (+98 21) 88 20 20 81

www.parsethylene-kish.com